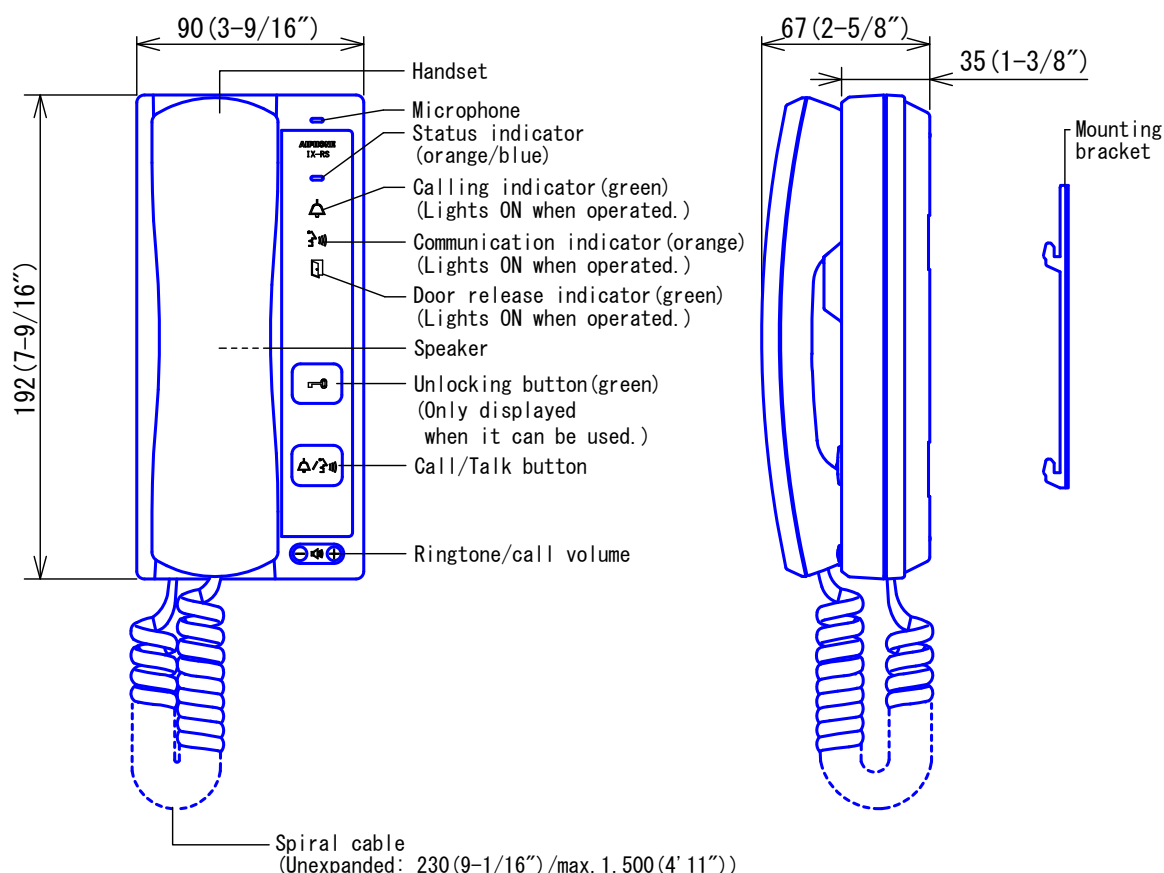


Describes the latest firmware specifications.

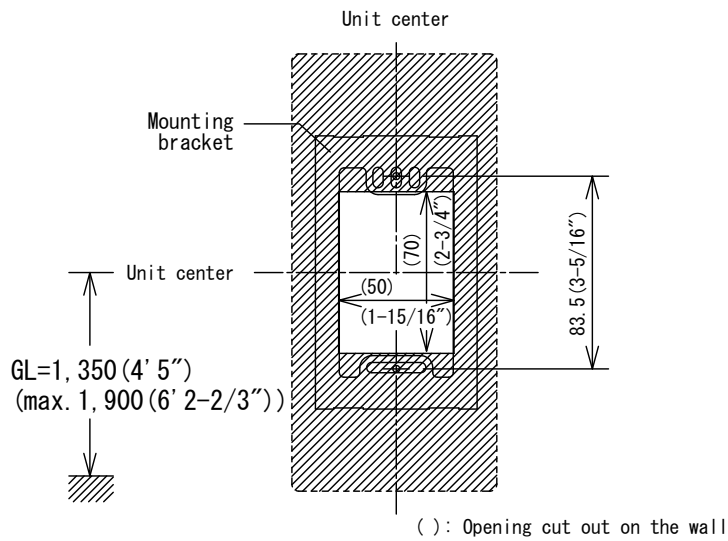
■ PRODUCT DRAWING



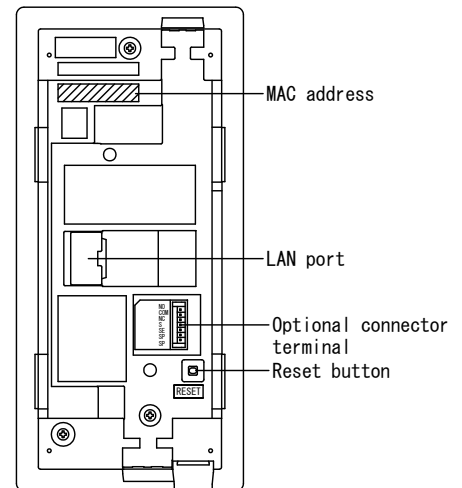
■ SPECIFICATIONS

Power source	Power-over-Ethernet (IEEE 802.3af Class 0)			
Current consumption	Standby 38mA, Max. 95mA			
Type of communication	Hands-free: Automatic voice switching Handset: Full-duplex (for calls between handsets only)			
LAN	Ethernet (10BASE-T, 100BASE-TX) Auto MDI/MDI-X-compatible			
Audio codec	G. 711 (μ -law, A-law), G. 722			
Protocol	IPv4, IPv6, TCP, UDP, SIP, HTTP, HTTPS, RTSP, RTP, RTCP, IGMP, MLD, SMTP, SFTP, DHCP, NTP, DNS			
Encryption method	TLS1.2			
Packet delivery	Unicast			
Number of called stations	20 stations			
Operating ambient temperature	0 - 40°C (32 - 104° F)			
Mounting	Wall-mount			
Electrical box	1-gang box			
Material	Flame resistant PC + ABS resin			
Unit Color	Snow white (5Y9.3/0.1 Munsell Approximation)			
Weight	Approx. 520g (1.15 lbs)			
DESCRIPTION HANDSET SUB STATION	FIG. NAME PRODUCT DRAWING/SPEC.		UNIT mm	DATE 24 August, 2021
MODEL NO. IX-RS-W	FIG. NO. 158553-1-5	PAGE 1/5	REVISION 3	AIPHONE

● MOUNTING

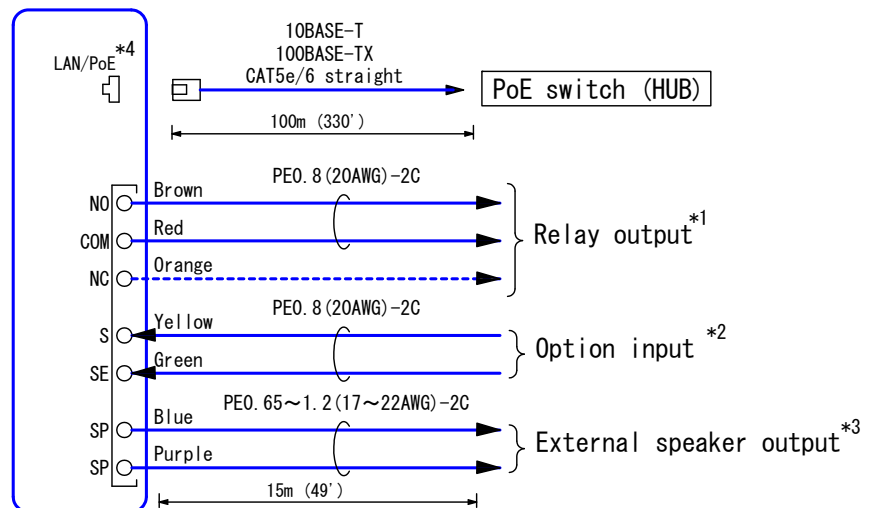


<Back view>



■ WIRING DIAGRAM

Handset sub station
IX-RS-W



*1. Relay Output Specifications

Output system	Form C dry contact (N/O or N/C)
Contact rating	24V AC, 1A (resistive load) 24V DC, 1A (resistive load) Minimum overload (AC/DC): 100mV, 0.1mA

*3. External speaker output Specifications

Output impedance	8Ω
Maximum output power	2W

*4. IEEE802.3af

*2. Option Input Specifications

Input method	Programmable dry contact (N/O or N/C)
Level detection method	
Detection time	100msec - 600sec by settings
Contact resistance	Make: 700Ω or less Break: 3kΩ or more
Terminal short-circuit current	10mA or less
Voltage between terminals	5.5V DC or less (between open terminals)

DESCRIPTION HANDSET SUB STATION	FIG. NAME PRODUCT DRAWING/WIRING DIAGRAM	UNIT mm	DATE 25 March, 2019
MODEL NO. IX-RS-W	FIG. NO. 158553-2-5	PAGE 2/5	REVISION 2
AIPHONE			

■RESTRICTIONS

- A PoE-compatible switch must be used as the switch (hub) for station connection.
- A computer is required to make system settings.
IX system can be configured in one of the two methods, "IX Support Tool" application or Web browser. Once the system has been configured through a browser, the settings cannot be transferred to IX Support Tool. The IX Support Tool is recommended for system settings management.
- While updating the System settings, stations unavailable.
- Due to the future required changes to network communication functionality etc. may not be possible to respond by updating the firmware of the station and it may not operate properly.

■RESTRICTIONS ABOUT THE NETWORK

- When connecting via the Internet (global IP networks), VPN Service is necessary.
- We do not recommend using a wireless communication such as wireless LAN as it may not operate correctly due to security issues or communication speed delays.
- For IPv4 Address with DHCP, due to the architecture of the IX system, DHCP configuration is only recommended for network environments utilizing managed (static) IP address leasing.
- For stateless IPv6 Address, do not change the prefix of the device so that it cannot transmit Router Advertisement (RA).
- For IPv6 Address with DHCP, due to the architecture of the IX system, DHCP configuration is only recommended for network environments utilizing managed (static) IP address leasing.
The DUID of the device: 00030001 + MAC address
- Depending on the network environment and computer, prior arrangements and setup operations involving the network administrator might be necessary.
- Depending on the network environment, operation delays might occur.
- Depending on the network environment or other factors, audio dropout, delays, or other loss of correct operation might occur.
- The protocols used by this system must be supported.
- The network bandwidth required by each device when communicating are as follows.
G. 711 - G. 722 : 64kbps x 2(in communication), 64kbps x stations(on page)
- IPv4 and IPv6 cannot be mixed in the same system.

DESCRIPTION HANDSET SUB STATION	FIG. NAME RESTRICTIONS		UNIT mm	DATE 24 August, 2021
MODEL NO. IX-RS-W	FIG. NO. 158553-3-5	PAGE 3/5	REVISION 2	AIPHONE

■ FUNCTIONS

- Calling

Group Call: Make an outgoing call to all stations that belong to the selected group.

Contact input call: Make an outgoing call to all stations that belong to the selected Contact input call group.

- Paging

Incoming a page.

- Option Input

The following functions can be assigned to option input.

Calling: Group Call

Answer operation: Answer a call and page by option input.

Relay Latch Reset: Reset the "Latch Output" in operation.

API: Send API command by option input.

- Relay Output

The following functions can be assigned to relay output.

Status output: Make a relay output in status of Outgoing a call/Incoming a call/Communication/Incoming a page/Monitored.

Door Release: Trigger a relay output when receiving an unlocking instruction.

Option Relay Control: Trigger a relay output when receiving making an relay output instruction from another station.

- Audio output

Output audio of incoming a call or page to external speaker.

- Others

IP-PBX integration: IX System can integrate with IP-PBX *.

Make, receive, transfer calls, answer visitors, and release doors.

*. Some countries have local restrictions on connecting to a PBX.

Please refer to our website to check the countries where PBX connection is allowed.

<https://www.aiphone.net/support/software-documents/ix/documents.html>

Unlock a door: Unlock an electric lock while, during communication.

Send emails: Emails can be sent to pre-registered email addresses when triggering events occur.

- Indicators

Name	Status *1	Description
Status indicator	Orange flashing	Booting
		Device error, startup error
		Communication failure
		Updating Firmware
		Initializing
	Blue light	Standby
	Blue flashing	Call destination busy
		Incoming call
		Incoming paging
		When being monitored (Depends on setting)
Call indicator	Green flashing	Outgoing calling
Communication indicator	Orange light	In communication
Door release indicator	Green flashing	Door releasing *2

*1. The flashing pattern varies depending on the state of video door station.

*2. This flashes when the electrical lock connected to this station is released.

If the door release timeout is set to 3 seconds or less, it will flash at a 3 second interval.

DESCRIPTION HANDSET SUB STATION	FIG. NAME FUNCTIONS	UNIT mm	DATE 24 August, 2021
MODEL NO. IX-RS-W	FIG. NO. 158553-4-5	PAGE 4/5	REVISION 2 AIPHONE

■ SETTING

- WEB settings

Configure using a PC

System requirements

Network	Ethernet(10BASE-T, 100BASE-TX)
Web browser	Microsoft Edge / Internet Explorer 10.0, 11.0 / Mozilla Firefox 59, 60(TLS1.2 enabled)

- Using the "IX Support Tool" application

Install the application on a PC and use to create the setting file for all stations.

Refer to "■ IX SUPPORT TOOL"

■ IX SUPPORT TOOL

- System requirements

OS	Windows 7 Professional, Windows 7 Enterprise, Windows 7 Ultimate Windows 8, Windows 8 pro, Windows 8 Enterprise Windows 8.1, Windows 8.1 pro, Windows 8.1 Enterprise Windows 10 Home, Windows 10 pro, Windows 10 Enterprise Windows 10 Education
CPU	32 bit (x86) processor or 64 bit (x64) processor of 1 GHz or higher
Memory	4 GB RAM or higher
Screen resolution	1280x768 or greater

- Functions

- Settings(Table View)---All stations in the system can be configured from the Settings window.
- Settings(Station View)---Configure each station in the system individually.
- Setting File Download---Store the Settings File
- Setting File Upload---Upload the Settings File
- Station Search---Search the stations in IX System connected in the network to show the list.
- Station Replacement---this feature to replace a station.
- Restore System Settings---If the setting file is lost, the setting file can be restored.
- Update Firmware---Update the firmware for the station.

- Restrictions

- If the station was configured or modified using the web interface, the setting file cannot be downloaded using the IX Support Tool.

■ IX SUPERVISION TOOL

Install the application on a PC and use to Line supervision and device check for stations.

- System requirements

OS	Windows 7 Professional, Windows 7 Enterprise, Windows 7 Ultimate Windows 8, Windows 8 pro, Windows 8 Enterprise Windows 8.1, Windows 8.1 pro, Windows 8.1 Enterprise Windows 10 Home, Windows 10 pro, Windows 10 Enterprise Windows 10 Education
CPU	32 bit (x86) processor or 64 bit (x64) processor of 1 GHz or higher
Memory	4 GB RAM or higher
Screen resolution	1280x768 or greater

- Functions

- Line Supervision---By checking the response to a ping, this feature confirms that the station is properly connected to the network.
- Device Check---This function to determine whether stations are operating normally or malfunctioning.
- Download Video and Audio---To download recordings of the Station's micro SD card.

DESCRIPTION HANDSET SUB STATION	FIG. NAME SETTING/IX SUPPORT TOOL/ IX SUPERVISION TOOL	UNIT mm	DATE 21 September, 2021
MODEL NO. IX-RS-W	FIG. NO. 158553-5-5	PAGE 5/5	REVISION 2 AIPHONE